

ATRRT-01/01B S3

automatic, single-phase transformer turns ratio tester



Vanguard Instruments Company, Inc.
www.vanguard-instruments.com



ATR-01/01B S3

transformer turns ratio testers

The ATRT-01 S3 is Vanguard's fourth generation, micro-processor based, single phase, automatic transformer turns-ratio tester. This portable test unit is available in two models, the ATRT-01 S3 (line power only), and the ATRT-01B S3 (rechargeable-battery powered).

The ATRT-01 S3 uses the IEEE C57.12.90 measuring method to determine the transformer turns-ratio. The transformer turns-ratio is determined by precisely measuring the voltages across the unloaded transformer windings. The ATRT-01 S3's measuring circuitry self adjusts before each measurement to ensure turns-ratio accuracy. Two selectable test voltages, 4Vac and 40Vac, offer flexibility in testing different types of transformers.

Product Overview

The ATR-01 S3 can measure transformer turns-ratios ranging from 0.8 to 15,000 and can be used to test voltage regulators, power transformers, current transformers (CT), and potential transformers (PT). The ATRT-01 S3 also measures and displays transformer winding excitation current, winding polarity, and winding phase angle. Test results are displayed on a back-lit LCD screen (128 x 64 pixels) that is viewable in bright sunlight and low-light conditions.

In addition to measuring a transformer's turns-ratio, the transformer's name plate voltages can also be entered, and the ATRT-01 S3 will then display the turns-ratio percentage error. This convenient feature eliminates any user calculation errors when testing transformers.

When testing a 3-phase transformer, the ATRT-01 S3 provides connection information (H and X test leads to the transformer bushings) for phase A, B and C tests. The three phase test results (turns-ratio, excitation current, winding polarity, phaseangle, and percentage error) are displayed on the LCD screen.

User Interface

The ATRT-01 S3 features a back-lit LCD screen (128 x 64 pixels) that is viewable in direct sunlight and low-light levels. A rugged 16-key membrane keypad is used to enter test information and to operate the unit.

Test Record Storage

The ATRT-01 S3 can store 128 records of 33 readings internally, and up to 999 test records on an external USB Flash drive. Test records can be recalled using the included Transformer Analysis PC software.

Computer Interface

Vanguard's Windows®-based transformer analysis software, TTRA S2, is provided with each unit and can be used to remotely control the ATRT-01 S3 via the RS-232C port. Using the Transformer Analysis software, the user can retrieve test records (from the ATRT-01 S3's memory or a USB Flash drive), analyze test results, and print test results on a desktop printer. Test results are automatically exported to Excel, PDF and XML formats.

Battery Power for Exceptional Portability


The ATRT-01B S3 is powered by a 6-volt, 7 ampere-hour, lead acid battery. This high capacity battery, coupled with the ATRT-01B S3's low power consuming circuitry, allows the unit to be used continuously for up to 4 hours per charge. A built-in charger allows the unit to be used during charging.

outstanding features

- Inexpensive
- Standalone or computer-controlled
- Displays turns-ratio from 0.8–15,000 : 1
- Calculates turns-ratio percentage error
- Displays winding polarity and phase angle
- Displays excitation current
- Battery or AC-powered (ATR-01B S3 only)

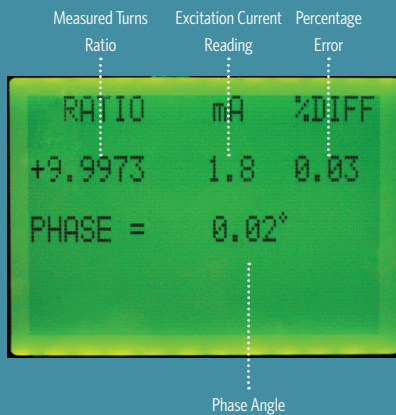
ordering information

Part No.	Description
9023-UC	ATR-01 S3, cables, and PC software
9036-UC	ATR-01B S3, cables, and PC software
9023-SC	ATR-01 S3 shipping case
9036-SC	ATR-01B S3 shipping case

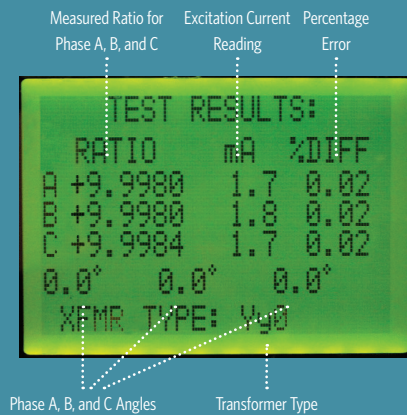


Sample Test Results

Single Phase Test Results



Three Phase Test Results



ATRT-01/01B S3 technical specifications

physical specifications	Dimensions: 12" W x 10" H x 8" D (30.4 cm x 25.4 cm x 20.3 cm) ATRT-01 S3 weight: 8 lbs. (3.6 Kg) ATRT-01B S3 weight: 9 lbs. (4.3 Kg)	
operating voltage	ATRT-01 S3: 120 or 240 Vac (selectable), 50/60 Hz ATRT-01B S3: 90 – 240 Vac, 50/60 Hz	ATRT-01B S3 battery SLA battery delivering up to 4 hours of continuous operation per charge
turns-ratio accuracy	4 Vac: 0.8–1,000 (±0.08%), 1,001–4,000 (±0.1%), 4,001–15,000 (±0.25%) 40 Vac: 0.8–1,000 (±0.08%), 1,001–4,000 (±0.1%), 4,001–15,000 (±0.25%)	measuring method ANSI/IEEE C57.12.90
test voltages	ATRT-01 S3: 4 Vac @ 1.0A, 40 Vac @ 0.6A ATRT-01B S3: 4 Vac @ 300mA, 40 Vac @ 70mA	phase angle measurement 0 – 360 degrees accuracy: ±0.2 degree (±1 digit)
current reading range	0 – 2 Amperes, Accuracy: 2% of reading (±1 mA)	polarity reading in-phase or out of phase indication
display	128 x 64 pixels back-lit LCD viewable in direct sunlight and low light levels	computer interface RS-232C
pc software	Windows®-based transformer analysis software (included with purchase)	internal data storage 128 records of 33 readings
safety	IEC/EN 61010-1, EN 61326-1, EN 61000-3, and EN 61000-4 certified. designed to meet UL 61010A-1, and CSA-C22.2 standards.	external data storage up to 999 test records on external USB flash drive (drive not included)
temperature	Operating: -10°C to +50°C (+15°F to +122°F) Storage: -30°C to +70°C (-22°F to +158°F)	humidity 90% RH @ 40°C (104°F) non-condensing
cables	one 15 ft (4.6m) single phase cable, one power cord, one RS-232C cable, one cable bag	altitude 2,000 m (6,562 ft) to full safety specifications
options	shipping case (can hold unit and cables)	warranty one year on parts and labor

NOTE: the above specifications are valid at nominal voltage and ambient temperature of +25°C (+77°F). Specifications are subject to change without notice.



Instruments designed and developed by the hearts and minds of utility electricians around the world.

Vanguard Instruments Company (VIC), was founded in 1991. Currently, our 28,000 square-foot facility houses Administration, Design & Engineering, and Manufacturing operations. From its inception, VIC's vision was, and is to develop and manufacture innovative test equipment for use in testing substation EHV circuit breakers and other electrical apparatus.

The first VIC product was a computerized circuit breaker analyzer, which was a resounding success. It became the forerunner of an entire series of circuit breaker test equipment. Since its beginning, VIC's product line has expanded to include microcomputer-based, precision micro-ohmmeters, single and three phase transformer winding turns-ratio testers, transformer winding-resistance meters, mega-ohm resistance meters, and a variety of other electrical utility maintenance support products.

VIC's performance-oriented products are well suited for the utility industry. They are rugged, reliable, accurate, user friendly, and most are computer controlled. Computer control, with innovative programming, provides many automated testing functions. VIC's instruments eliminate tedious and time-consuming operations, while providing fast, complex, test-result calculations. Errors are reduced and the need to memorize long sequences of procedural steps is eliminated. Every VIC instrument is competitively priced and is covered by a liberal warranty.



Vanguard Instruments Company, Inc.

1520 S. Hellman Avenue • Ontario, California 91761, USA
Phone 909-923-9390 • Fax 909-923-9391
www.vanguard-instruments.com

Revision C. June 26, 2017